

## 380 Series

### FEATURES

- > Lightweight, compact design
- > cRUus or TUV approved
- > RoHS and REACH compliant
- > Internal 9 blade cooling air flow fan
- > Conventional foot mount design
- > Extremely low sound & vibration
- > Wetted parts treated for corrosion resistance
- > Die-cast aluminum components
- > Oil-less operation
- > Proven WOB-L® technology
- > Easily serviced

Declaration documentation available upon request

### TYPICAL APPLICATIONS

- > Laboratory Equipment
- > Food/Beverage Equipment
- > Business Equipment
- > Dental Equipment
- > Packaging Equipment
- > Vacuum Assist Equipment

### BASE MODELS

**380CE32**


(115/60/1)

**380CGHI32**

(220-240/50/230/60/1)

**380CS32**

(100/50/60/1)




380CE32



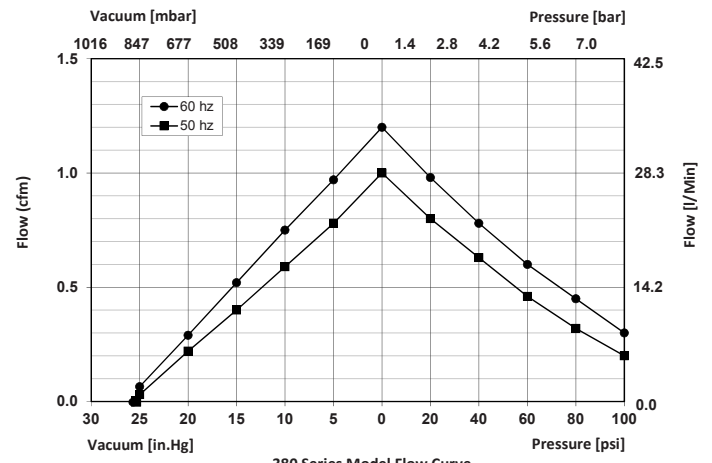
**WOB-L®**

# 380Series

Flow	1.2 cfm (34 l/min)
Max. pressure	100 psi (6.9 bar)
Max. vacuum	89% local barometer



380CE32



NOTE: All test values are nominal and for reference only. They are not guaranteed maximum or minimum limits, nor do they imply mean or median.

PERFORMANCE DATA		T17-0151	T19-0381		T17-0107
Model Number	380CE32	380CGHI32	380CGHI32	380CS32	380CS32
Head Configuration	Pressure/vacuum	Pressure/vacuum	Pressure/vacuum	Pressure/vacuum	Pressure/vacuum
Stroke	0.32 in. (8.1 mm)	0.32 in. (8.1 mm)	0.32 in. (8.1 mm)	0.32 in. (8.1 mm)	0.32 in. (8.1 mm)
Nominal voltage input	115/60/1	220-240/50/1	230/60/1	100/50/1	100/60/1
Max. open air flow	1.2 cfm (34 l/min)	1.0 cfm (28.3 l/min)	1.2 cfm (34 l/min)	1.0 cfm (28.3 l/min)	1.2 cfm (34 l/min)
Max. rated pressure	100 psi (6.9 bar)	100 psi (6.9 bar)	100 psi (6.9 bar)	60 psi (4.1 bar)	60 psi (4.1 bar)
Current at rated pressure	2.1A	0.9A	1.1A	2.1A	2.5A
Power at rated pressure	206W	194W	168W	198W	232W
Speed at rated pressure	1669 rpm	1405 rpm	1720 rpm	1394 rpm	1716 rpm
Max. pressure restart	Consult factory	Consult factory	Consult factory	Consult factory	Consult factory
Max. vacuum	89% local barometer	89% local barometer	89% local barometer	89% local barometer	89% local barometer
Max. vacuum restart	Consult factory	Consult factory	Consult factory	Consult factory	Consult factory

ELECTRICAL DATA		P.S.C. [10 µF]		P.S.C. [30 µF]	
Motor type (Capacitance)	P.S.C. [15 µF]	P.S.C. [10 µF]		P.S.C. [30 µF]	
Motor locked rotor current	5.4A	2.1A	2.0A	4.6A	4.1A
Motor insulation class	B	B		B	
Thermal switch (Nominal Open)	Yes [293°F (145°C)]	Yes [293°F (145°C)]		Yes [293°F (145°C)]	
Lead wire color, gauge	Brown(hot), blue(neutral), 18 AWG	Brown(hot), blue(neutral), 18 AWG		Brown(hot), blue(neutral), 18 AWG	
Capacitor lead wire color, gauge	Black, black, 18 AWG	Red, red, 18 AWG		Black, black, 18 AWG	

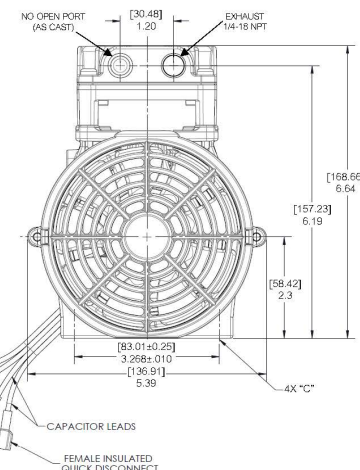
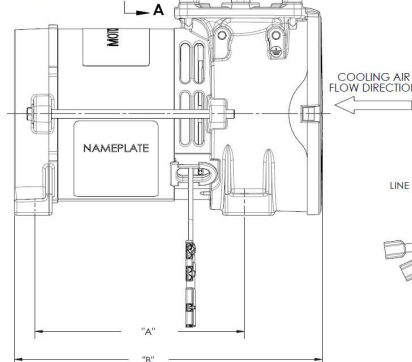
GENERAL DATA		T19-0381		T17-0107
Operating ambient temperature	50° to 104°F (10°C TO 40°C)	50° to 104°F (10°C TO 40°C)		50° to 104°F (10°C TO 40°C)
Safety Certification	cRUus	TUV		None
Net weight	9.70 lbs (4.4 kg)	9.95 lbs (4.5 kg)		9.95 lbs (4.5 kg)

## PRODUCT DIMENSIONS

Dimensions in inches (mm)

NO OPEN PORT (AS CAST)  
INTAKE 1/4-18 NPT

SECTION A-A



Note: Models 380CGHI32 and 380CS32 have extended motor shell with cooling air flow fan directing air in toward motor

Model	"A"	"B"	"C"
380CE32	[120 ±.75] 4.724 ±.030	[176.4] 6.94	1/4-20 UNC-2B THRU
380CGHI32	[157 ±.75] 6.180 ±.030	[213.3] 8.40	1/4-20 UNC-2B THRU
380CS32	[157 ±.75] 6.180 ±.030	[213.3] 8.40	M6 X 1.0 THRU

PUMP AND COMPRESSOR SOLUTIONS FOR OEMS WORLDWIDE

[thomaspumps.com](http://thomaspumps.com)



**Gardner Denver Thomas GmbH**

Livry-Gargan-Str. 10  
82256 Fürstenfeldbruck  
Germany  
T +49 8141 2280 0  
F +49 8141 8892136  
[thomas.de@irco.com](mailto:thomas.de@irco.com)

**Gardner Denver Thomas Pneumatic Systems (Wuxi) Co. Ltd.**

1 New Dong'an Road, Shuofang Town  
Xinwu District, Wuxi  
Jiangsu, 214142 China  
T +86 510 6878 2258  
F +86 510 6878 2200  
[thomas.cn@irco.com](mailto:thomas.cn@irco.com)

**Gardner Denver Thomas, Inc.**

1419 Illinois Avenue  
Sheboygan, WI 53081  
USA  
T +1 920 4574891  
F +1 920 4514276  
[td.usa@irco.com](mailto:td.usa@irco.com)

The information presented in this material is based on technical data and test results of nominal units. It is believed to be accurate and reliable and is offered as an aid to help in the selection of Thomas products. It is the responsibility of the user to determine the suitability of the product for the intended use and the user assumes all risk and liability in connection there with. Thomas does not warrant, guarantee or assume any obligation or liability in connection with this information.

Models presented in this catalog are representative of the product family. Photos of products pictured in this catalog do not necessarily represent a specific model number. To obtain further information for custom options, contact your local Thomas office.

Printed in U.S.A Form No. 850-4024 09/2024 © Gardner Denver Thomas, Inc. All rights reserved.